

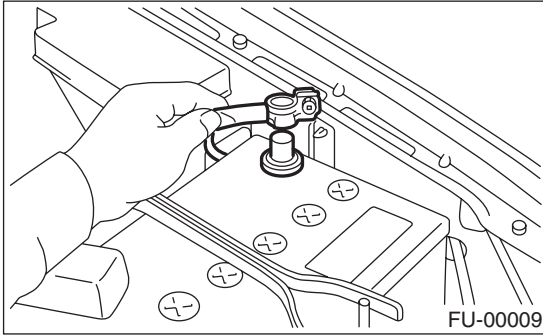
# ENGINE CONTROL MODULE (ECM)

## FUEL INJECTION (FUEL SYSTEMS)

### 17.Engine Control Module (ECM)

#### A: REMOVAL

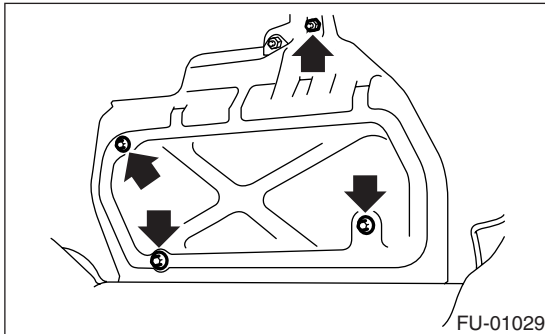
1) Disconnect the ground cable from battery.



2) Remove the lower inner trim of the passenger side. <Ref. to EI-41, REMOVAL, Lower Inner Trim.>

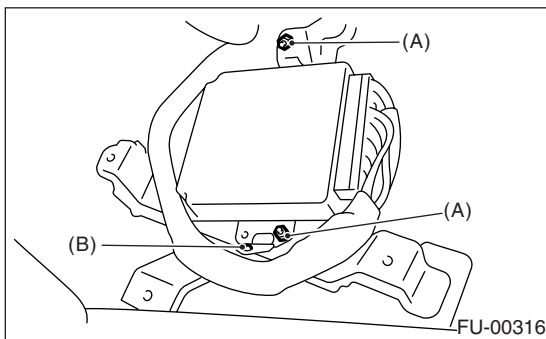
3) Detach the floor mat of the front passenger seat.

4) Remove the protect cover.



5) Remove the nuts (A) which hold ECM to the bracket.

6) Remove the clip (B) from the bracket.



7) Disconnect the ECM connectors and take out the ECM.

#### B: INSTALLATION

Install in the reverse order of removal.

#### NOTE:

When replacing ECM, be careful not to use the wrong spec. ECM to avoid any damage to the fuel injection system.