

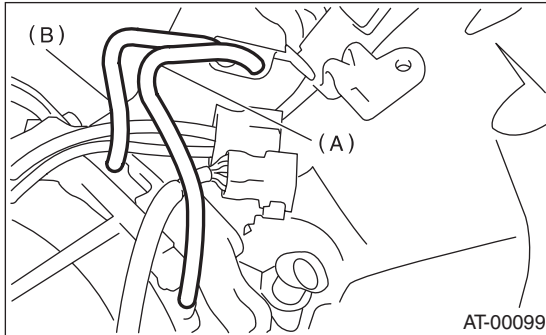
AIR BREATHER HOSE

AUTOMATIC TRANSMISSION

25. Air Breather Hose

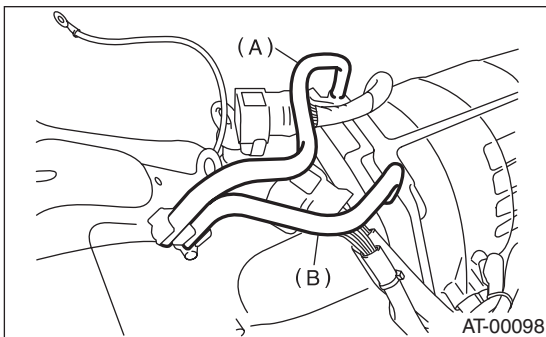
A: REMOVAL

- 1) Remove the air cleaner case. (Non-turbo model)
<Ref. to IN(H4SO)-6, REMOVAL, Air Cleaner Case.>
- 2) Remove intercooler. (Turbo model)
<Ref. to IN(H4DOTC)-10, REMOVAL, Intercooler.>
- 3) Disconnect the air breather hoses.
 - NON-TURBO MODEL



- (A) Air breather hose (Transmission case)
- (B) Air breather hose (Oil pump housing)

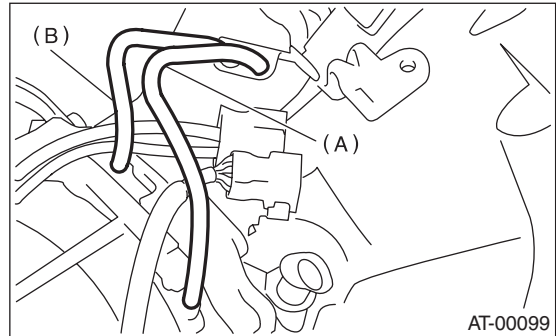
- TURBO MODEL



- (A) Air breather hose (Transmission case)
- (B) Air breather hose (Oil pump housing)

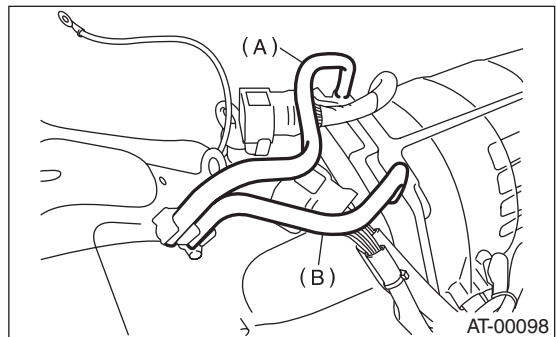
B: INSTALLATION

- 1) Install air breather hoses.
 - NON-TURBO MODEL



- (A) Air breather hose (Transmission case)
- (B) Air breather hose (Oil pump housing)

- TURBO MODEL



- (A) Air breather hose (Transmission case)
- (B) Air breather hose (Oil pump housing)

- 2) Install the air cleaner case. (Non-turbo model)
<Ref. to IN(H4SO)-6, INSTALLATION, Air Cleaner Case.>
- 3) Install intercooler. (Turbo model)
<Ref. to IN(H4DOTC)-11, INSTALLATION, Intercooler.>

C: INSPECTION

Make sure the hose is not cracked or clogged.