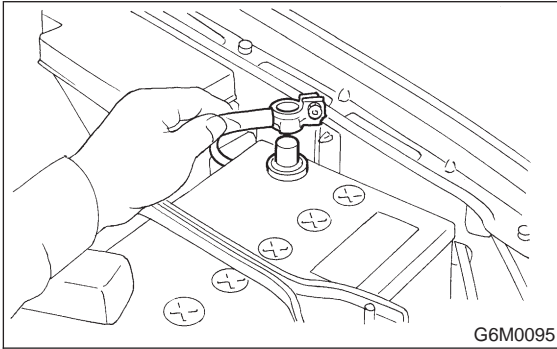


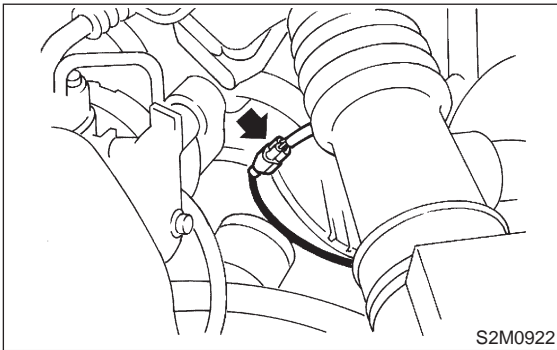
# 1. Front Catalytic Converter

## A: REMOVAL

1) Disconnect battery ground cable.

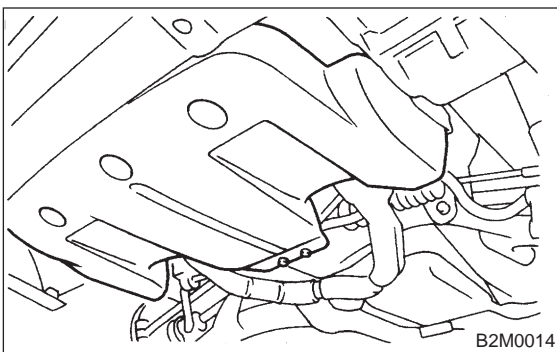


2) Disconnect front oxygen sensor connector.

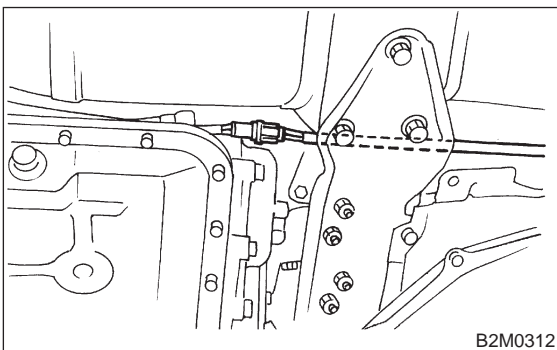


3) Lift-up the vehicle.

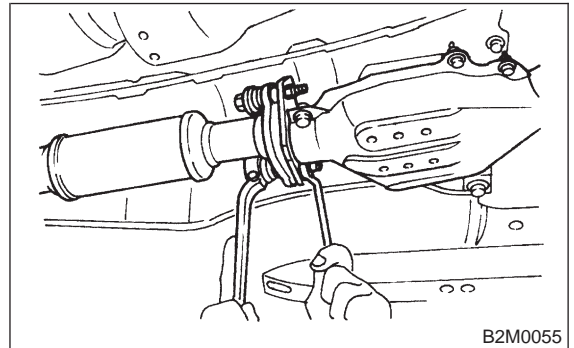
4) Remove under cover.



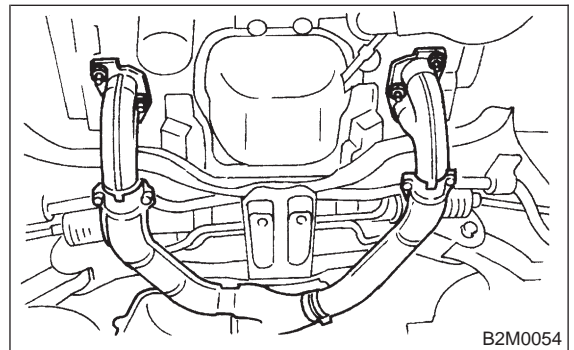
5) Disconnect rear oxygen sensor connector.



6) Separate front and rear catalytic converter assembly from rear exhaust pipe.



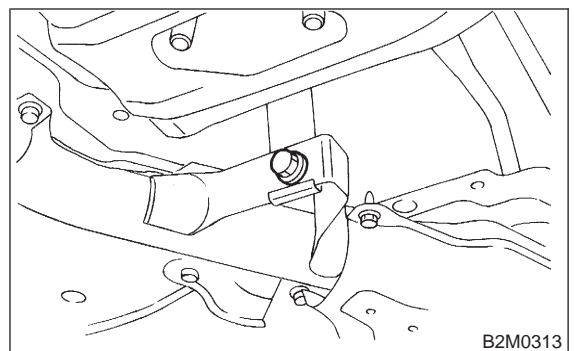
7) Remove front exhaust pipe from cylinder heads.



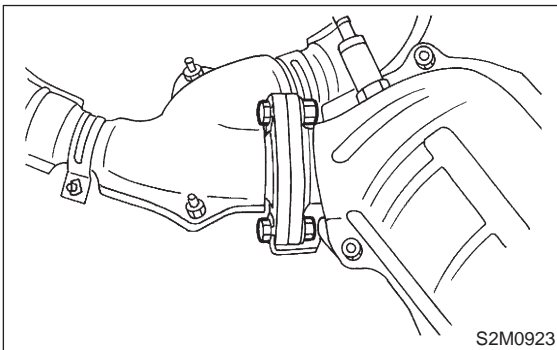
8) Remove front and rear catalytic converter assembly from hanger bracket.

### CAUTION:

- Be careful not to pull down center exhaust pipe.
- After removing center exhaust pipe, do not apply excessive pulling force on rear exhaust pipe.



9) Separate front and rear catalytic converter assembly from front exhaust pipe.

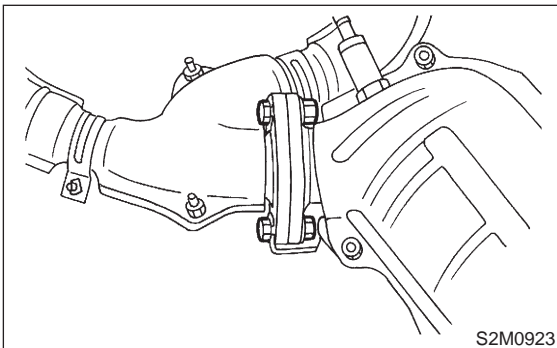


## B: INSTALLATION

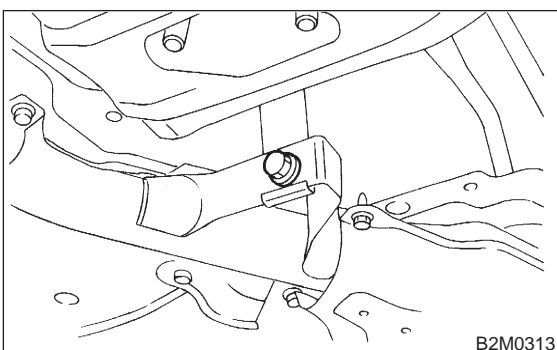
### CAUTION:

Replace gaskets with new ones.

1) Install front and rear catalytic converter assembly to front exhaust pipe.



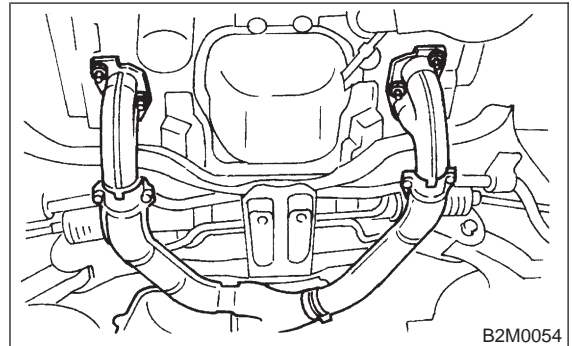
2) Install front and rear catalytic converter assembly. Temporarily tighten bolt which installs center exhaust pipe to hanger bracket.



3) Install front exhaust pipe to cylinder heads.

### Tightening torque:

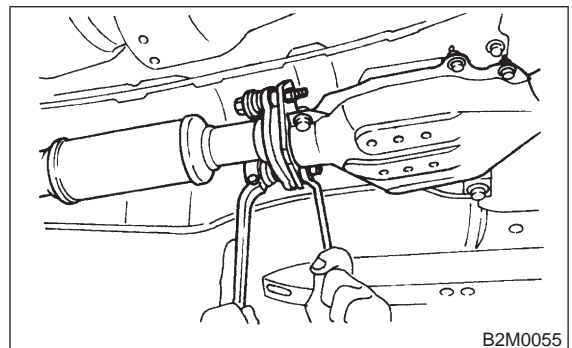
**$30 \pm 5 \text{ N-m}$  ( $3.1 \pm 0.5 \text{ kg-m}$ ,  $22.4 \pm 3.6 \text{ ft-lb}$ )**



4) Install front and rear catalytic converter assembly to rear exhaust pipe.

### Tightening torque:

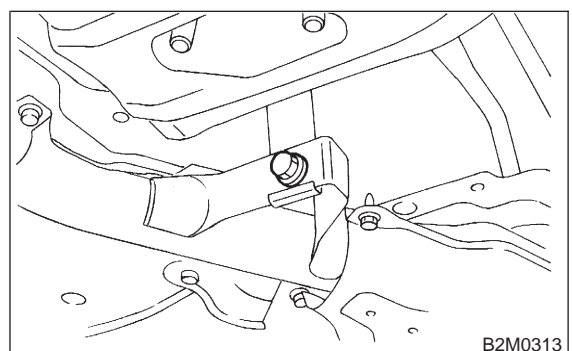
**$18 \pm 5 \text{ N-m}$  ( $1.8 \pm 0.5 \text{ kg-m}$ ,  $13.0 \pm 3.6 \text{ ft-lb}$ )**



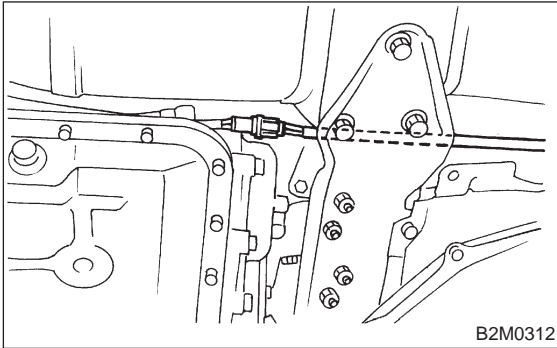
5) Tighten bolt which holds front and rear catalytic converter assembly to hanger bracket.

### Tightening torque:

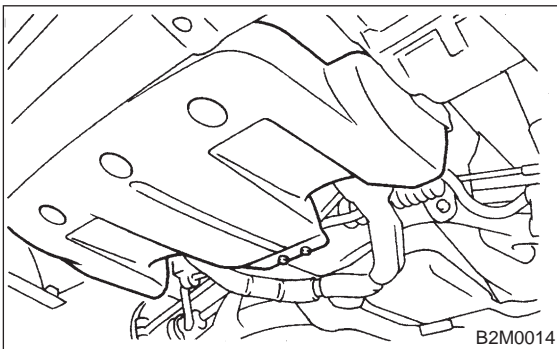
**$35 \pm 5 \text{ N-m}$  ( $3.6 \pm 0.5 \text{ kg-m}$ ,  $26.0 \pm 3.6 \text{ ft-lb}$ )**



6) Connect rear oxygen sensor connector.

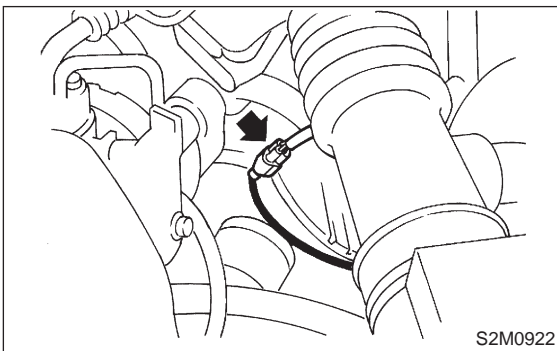


7) Install under cover.

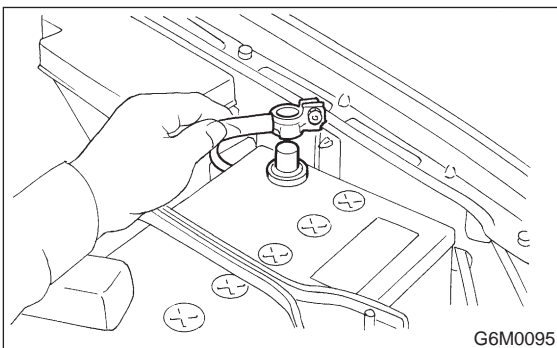


8) Lower the vehicle.

9) Connect connector to front oxygen sensor.



10) Connect battery ground cable.



## 2. Rear Catalytic Converter

### A: REMOVAL

Remove rear catalytic converter. <Ref. to 2-1 [W1A0].>

### B: INSTALLATION

Install rear catalytic converter. <Ref. to 2-1 [W1B0].>