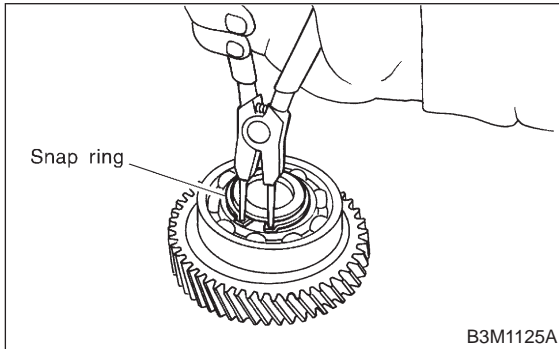


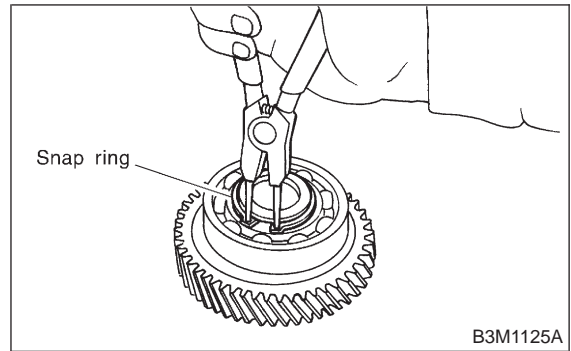
**13. Reduction Driven Gear**

**A: DISASSEMBLY**

1) Remove snap ring from reduction driven gear.

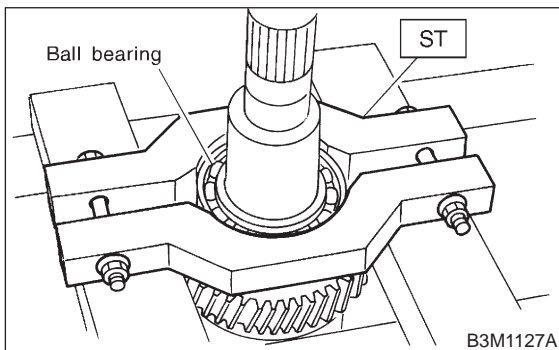


2) Install snap ring to reduction driven gear.



2) Using ST, remove ball bearing from reduction driven gear.

ST 498077600 REMOVER



**B: INSPECTION**

Check ball bearing and gear for dents or damage.

**C: ASSEMBLY**

1) Using a press, install ball bearing to reduction driven gear.

